



Sepia




EMBELTON
FLOORING **BAMBOO**



Bamboo Colours


www.embelton.com




Coffee




Natural



Uluru




Sepia



Daintree



Nullarbor



Tiger




Limed

Care & Maintenance

Caring for your bamboo floor is easy. Vacuum or sweep the floor to remove dirt and debris, and use a slightly damp (but not wet) mop for regular cleaning. For preventative care, entrance mats and rugs in high wear areas should be considered, together with felt protectors for furniture and appliance legs.

Technical Specifications:

- Board dimensions: 1840x122x14mm
- 6 boards per pack to cover 1.347 sq.m.
- Sold with licenced Unilin click system



STYLISH • SUSTAINABLE • STRONG



EMBELTON
FLOORING

BAMBOO



STYLISH • SUSTAINABLE • STRONG



Bamboo Flooring – Tough for the Australian Climate



The Story of Bamboo

Long used for flooring in China and Japan, bamboo has only become popular in the West since the mid-1990s. In demand by home owners and architects alike, it is valued primarily for its sustainability, durability in use, and stylish appearance.

Bamboo is one of the world's fastest growing and strongest trees, and can be harvested for bamboo flooring every five to six years. With a history spanning more than 5,000 years, it is prized in China for its adaptability and versatility, and is found in many applications from Chinese medicine to construction scaffolding and architectural furnishings. Strong and durable, bamboo's long life makes it a Chinese symbol of longevity.

The Sustainable Alternative

Bamboo is much more renewable than timber. It requires less space to grow, and can be harvested significantly quicker, with minimal environmental impact. Embelton Bamboo is sourced only from well managed bamboo forests, without threat to local wildlife, including China's much loved Panda population.

Bamboo Flooring – Tough for the Australian Climate

Harder than most Australian timbers, bamboo creates a tough surface layer resistant to stains and scratches. Furthermore, Embelton Bamboo is engineered to a very high density, providing excellent stability underfoot. Compared to timber, bamboo is less prone to cupping, checking, contraction and expansion, making it very reliable and suitable for any installation. It is also highly resistant to diseases, insects and temperature variations, making it an excellent floor to deal with Australia's often harsh climate.

For the environmentally conscious, it is the easy choice – a high performance long life floor, from one of nature's most rapidly renewable resources.

Embelton Bamboo – Engineered to Perfection

It is the hot press strand woven manufacturing process which ensures the high density, hardness and stylish appearance of Embelton Bamboo.

Using the finest quality raw material, sourced from managed forests to ensure consistency in appearance and quality, individually selected strips of bamboo are laid horizontally and then 'hot pressed' under very high load to create a compressed sheet from which the 14mm floorboards are cut. After hot pressing, which allows for an even release of moisture from the bamboo, the sheet is left untouched for one month to release stress from the bamboo. This results in greater stability in the finished boards, offering less likelihood of movement once laid.

This crucial resting time also allows the formaldehyde to be released, ensuring that Embelton Bamboo easily meets the E1 European standard on formaldehyde release.

Scratch Resistant Coating

Pre-finished with 10 layers of world-leading Klumpp coatings, the high quality finish allows the floor to be installed and walked on in the same day.



Coffee



Natural

STYLISH • SUSTAINABLE • STRONG

Embelton Bamboo – Engineered to Perfection

Versatile

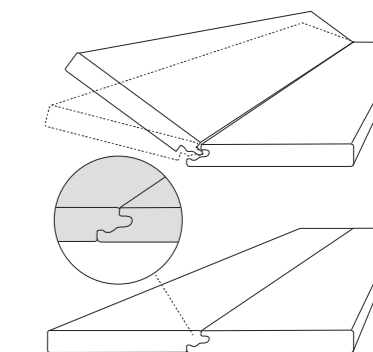
Bamboo is extremely durable (Janka surface hardness rating of 15 – harder than most timbers) and less prone to dents, making it equally suitable for families with young children and pets, or large commercial installations with heavy foot traffic.

Cost Effective

Because bamboo is harder than timber, a well maintained bamboo floor will last longer, yielding useful savings over the full life of the floor.

Easy Installation

Individual floor boards simply click together with a patented locking system, making installation quick and easy.




Please note, illustration features side locking system only – actual boards also include end-lock Unilin profile.

Embelton Bamboo Flooring Accessories

Embelton Bamboo comes with its own range of accessories to complete your flooring design. Ask your retailer for further information.

Underlays (includes acoustically rated underlays)



Scotia



Expansion Trims



Stair Nosing (Unilin locking system)

